



2008-2009 GMT Quarterly Report for District (or Undistricted) **District 20 O**



GMT: **SCOTT A. STORMS**

Location: **NEW YORK**

GMT CA: **1 & 2**

CLUBS

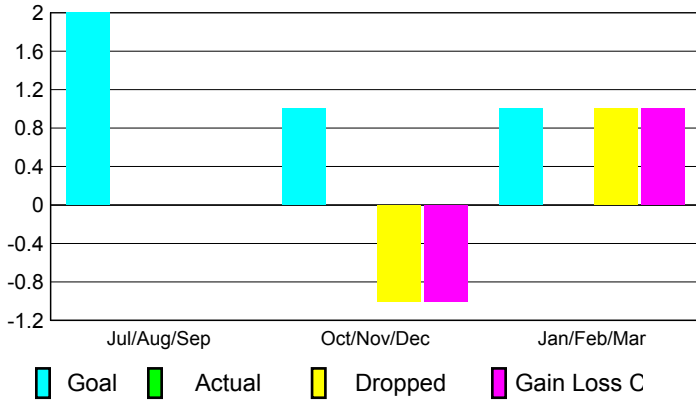
Club Results 2008-2009

Clubs 2007-2008

| Month | New Club Goal | Actual New Clubs | Actual Dropped Clubs | Gain/Loss of Clubs | Gain/Loss of Clubs |
|---------------|---------------|------------------|----------------------|--------------------|--------------------|
| Jul/Aug/Sep | 2 | 0 | 0 | 0 | 0 |
| Oct/Nov/Dec | 1 | 0 | -1 | -1 | 0 |
| Jan/Feb/Mar | 1 | 0 | 1 | 1 | 0 |
| Totals | 4 | 0 | 0 | 0 | 0 |

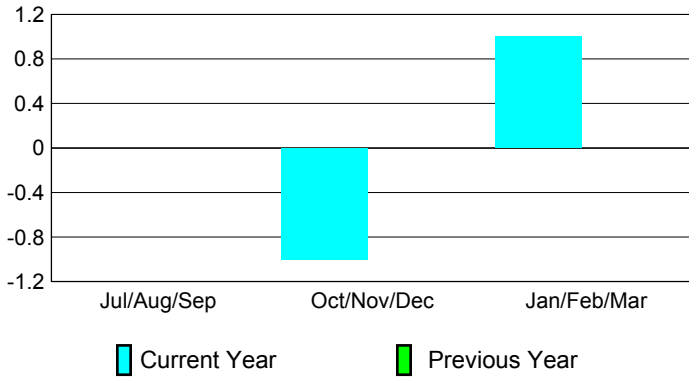
Club Results 2008-2009

Goal, New, Dropped, Gain/Loss



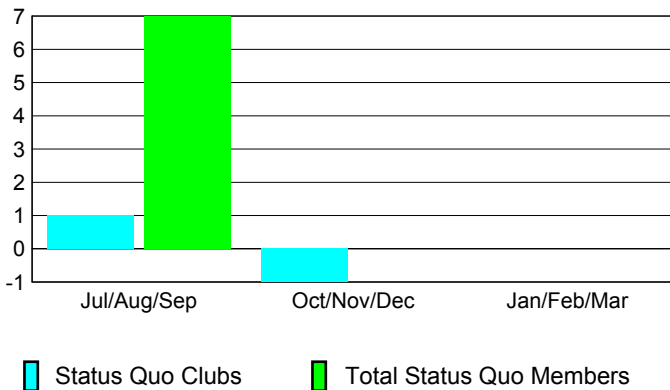
Comparison of Club Gain/Loss

Current Year Compared to the Previous Year



YTD Status Quo Clubs 2008-2009

Status Quo Clubs Compared to Status Quo Members



MEMBERSHIP

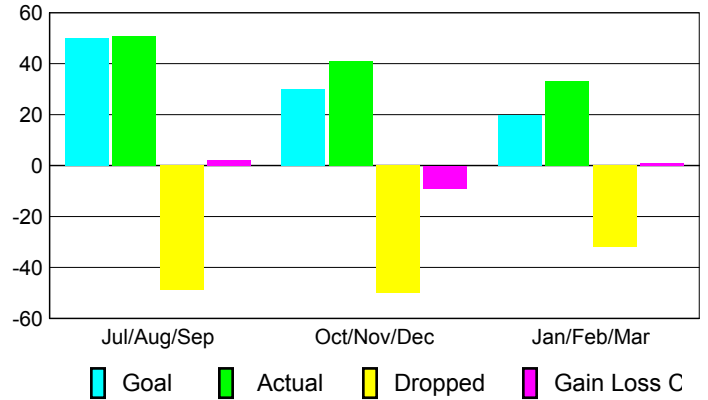
Membership Results 2008-2009

Membership 2007-2008

| Month | Net Memb Goal | Actual New Memb | Actual Dropped Memb | Gain/Loss of Memb | Gain/Loss of Memb |
|---------------|---------------|-----------------|---------------------|-------------------|-------------------|
| Jul/Aug/Sep | 50 | 51 | -49 | 2 | -2 |
| Oct/Nov/Dec | 30 | 41 | -50 | -9 | 13 |
| Jan/Feb/Mar | 20 | 33 | -32 | 1 | 16 |
| Totals | 100 | 125 | -131 | -6 | 27 |

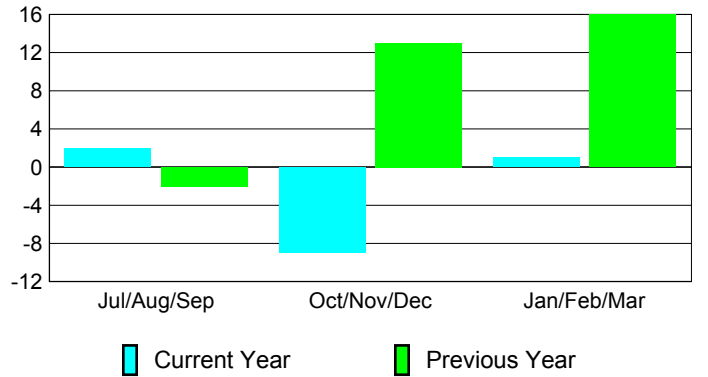
Membership Results 2008-2009

Goal, New, Dropped, Gain/Loss



Comparison of Membership Gain/Loss

Current Year Compared to the Previous Year



Gender Comparison 2008-2009

